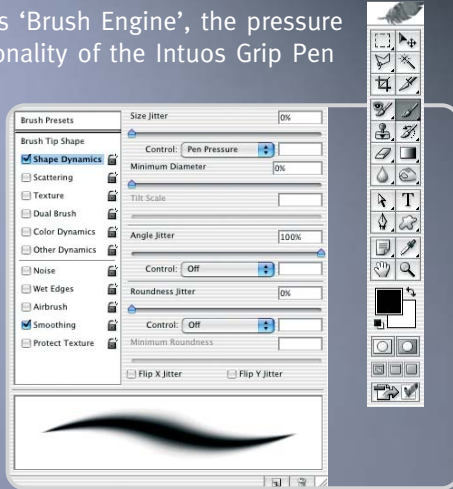


# Increased precision and efficiency

## Working with pressure sensitive editing tools

In Photoshop's 'Brush Engine', the pressure and tilt functionality of the Intuos Grip Pen can be configured to control size and opacity - two of the most essential brush settings.



### This enables you to:

- increase or decrease the size and opacity of a brush or stroke simply by pressing the pen harder or more softly on the tablet
- control the shape and angle of various tools with the tilt of the Intuos Grip Pen (Photoshop® 7.0 or later).


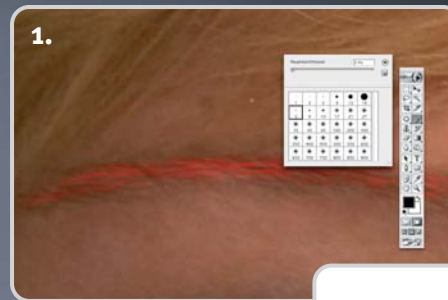
The additional, replaceable pen nibs of the Intuos Grip Pen are ideal for working in different ways with the pressure sensitive tools. For example, the pliable feeling of the stroke nib gives you the increased sensation of pressure.



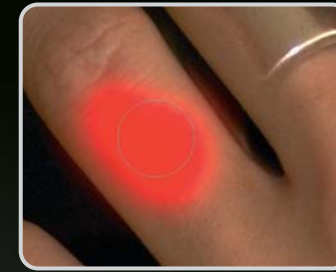
## Intuitive and precise editing of highly detailed objects and large areas

Using a mouse, with the lasso tool, when making selections and editing parts of an image, for example, can often result in static and unnatural results. Using the Intuos Grip Pen with Photoshop's tools however, enables you to edit images without losing the quality.

### Precise editing and selection in mask mode:




- Highly detailed objects can be very precisely selected and edited - pixel by pixel - due to the tablet's resolution of 5080 dpi.
- Due to the 1024 pressure levels of the Intuos Grip Pen, transactions are smooth when working on fine objects. This allows you to create dynamic retouches, while still preserving natural textures and organic forms.



- The opacity and size of various editing tools, such as the clone stamp tool, can be easily controlled through the pen's pressure sensitivity. There's no longer any need to continually adjust and check the opacity and size settings in the menu bar.
- Even the pen's eraser can be used with pressure sensitivity, for example when softening already made selections.


### Intuitive retouching:

- Using the Intuos Grip Pen with Photoshop's brush tool allows natural retouches to be painted freehand. Fine items such as eyelashes can be accurately created.
- Retouches can be very precisely painted when controlling the brush size and opacity with the pen's pressure.



## Efficient and convenient access to Photoshop functions

The integrated ExpressKeys and Touch Strip of the Intuos3 pen tablet enable you to quickly access the most frequently required Photoshop functions directly from the tablet with your fingertip.



The Touch Strip allows you for example, to zoom in or out of the image. The ExpressKeys provide access to various functions such as panning, picking up new colours or changing the brush size. This is all done without having to constantly reach for the keyboard.

Due to these integrated functions, you will be able to work more quickly and precisely with various tools, significantly improving your workflow.



# WACOM

# WACOM

Digital Photography requires the use of image editing software and Intuos3



Using the Wacom Intuos3 pen tablet system in combination with Adobe® Photoshop® brings professional photographers breathtaking advantages:

- enhanced functionality for a large range of image editing tools
- increased precision
- faster workflow and improved ergonomics



Watch for the Penabled logo to ensure you're getting the natural feel and superior performance of Wacom's patented cordless and battery-free pen technology.

WACOM Europe GmbH  
Europark Fichtenhain A9  
D-47807 Krefeld

Phone: +49 (0) 2151 36 14-444  
Fax: +49 (0) 2151 36 14-111  
E-Mail: [info@wacom-europe.com](mailto:info@wacom-europe.com)  
[www.wacom.com](http://www.wacom.com)



Photos: Tom Hagemeyer, Model: Nina m @ mermaid model, Make up: Simone Kostian

© 2004 WACOM Europe GmbH. All rights reserved. All other product and company names are trademarks and/or registered trademarks of their respective owners. Modifications and errors excepted.

BRO-PTZPS-EN

The perfect combination for professional photographers:

## Intuos and Photoshop

